






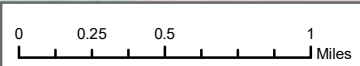


-  National Forest
-  WDNR
-  County
-  Land Trust
-  National Park
- Closed to Mtn Bikes**
-  Wilderness Area
-  Winter Access Only



Date: 10/10/2024



Map by Northwest Portal: nwpmaps.com